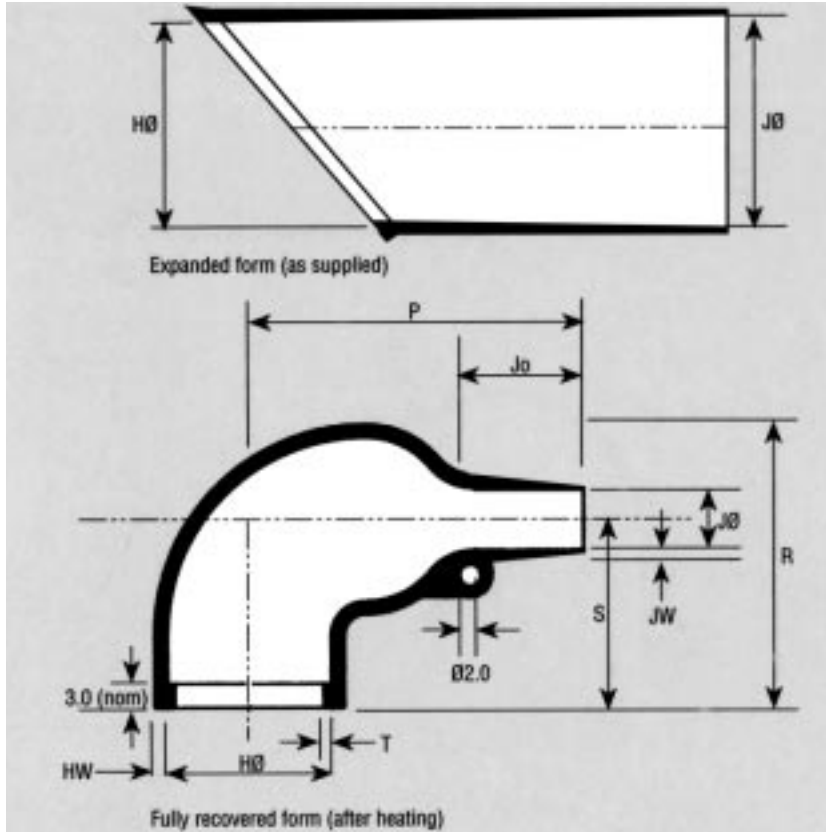


1100 SERIES

RIGHT-ANGLE
SHAPES WITH
RIB-VG STYLE



This style provides strain relief for harness systems when used in conjunction with a circular grooved adaptor.

For VG shapes according to T07 add 'P' after Hellermann part number.

Dimensions apply to all materials unless otherwise indicated and are in mm.

Dimensions in mm		Expanded (Min)		Recovered (Max)		Recovered dimensions fully shrunk						
VG Part No.	Hellermann Part No.	H	J	H	J	P ±10%	R ±10%	S ±10%	Jo ±10%	HW ±20%	JW ±20%	T ±10%
VG95343 T 06E001 A	* 1152-4	24.0	24.0	10.5	6.0	26.0	25.0	19.0	10.0	1.3	0.5	1.0
VG95343 T 06E002 A	* 1154-4	30.0	30.0	15.5	6.0	32.0	27.0	20.0	12.0	1.5	0.8	1.0
VG95343 T 06E003 A	* 1155-4	31.0	31.0	18.0	7.0	40.0	31.0	21.0	15.0	1.8	1.0	1.0
VG95343 T 06E004 A	* 1156-4	36.0	36.0	22.5	8.5	46.0	38.0	26.0	15.0	1.8	1.0	1.0
VG95343 T 06E005 A	* 1157-4	43.0	43.0	28.5	10.0	55.0	45.0	30.0	16.0	2.0	1.0	1.7
VG95343 T 06E006 A	* 1158-4	60.0	60.0	35.0	16.0	80.0	54.0	35.0	30.0	3.3	1.5	1.7
VG95343 T 06E007 A	* 1159-4	66.0	66.0	45.0	17.0	108.0	68.0	42.0	51.0	3.8	2.0	2.0
VG95343 T 06E008 A	1160-4	82.0	82.0	61.0	25.0	118.0	84.0	52.0	39.0	4.0	4.0	2.0

MATERIALS AVAILABLE			
Reference		Def-Stan Ref	Description
B7	*	DA	Semi-rigid flame retarded polyolefin
G	*	DE	Fluid resistant elastomer
J		DB	Flexible polyolefin
H	*	DF	Flexible limited fire hazard material

ADHESIVE COATING OPTIONS		
Reference	Def-Stan Ref	Description
WM250	WL	General purpose hot melt +80°C
W8	WH	High performance hot melt +105°C

For ordering procedure – refer to page 5

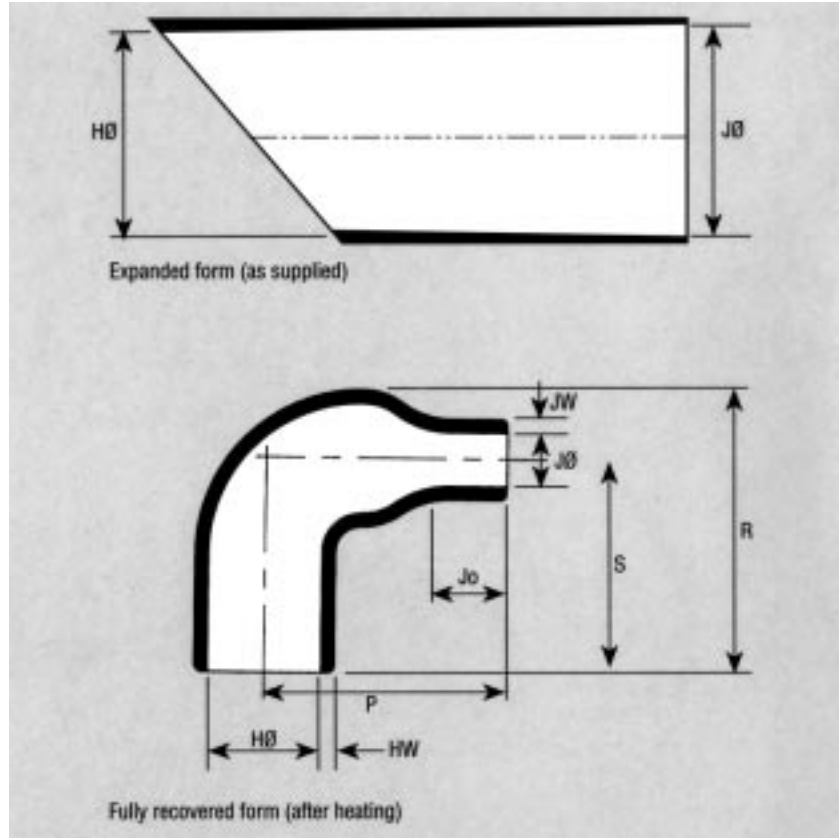
* Standard products and materials.

1100 SERIES

RIGHT ANGLE THICK WALL SHAPES WITHOUT RIB – VG STYLE



This style provides connector cable strain relief. Can be installed directly onto connector rear thread.



Dimensions apply to all materials unless otherwise indicated and are in mm.

VG Part No.	Hellermann Part No.	Expanded (Min)		Recovered (Max)		Recovered dimensions fully shrunk					
		H	J	H	J	P ±10%	R ±10%	S ±10%	Jo ±10%	HW ±30%	JW ±30%
VG 95343 T 06 J002 A	1112-1	13.5	6.5	10.5	3.5	32.0	23.0	17.0	7.5	1.5	1.0
VG 95343 T 06 J003 A	1113-1	19.0	8.0	14.5	4.5	39.0	26.0	19.0	8.0	2.5	1.0
VG 95343 T 06 J004 A	1114-1	23.5	11.5	18.0	5.5	51.0	33.0	22.0	9.5	3.0	1.0
VG 95343 T 06 J006 A	1116-1	37.5	19.0	28.5	9.5	78.0	49.0	32.0	16.5	4.5	2.0
VG 95343 T 06 J007 A	1117-1	47.0	35.5	35.5	16.5	104.0	55.0	36.0	30.5	4.5	3.0
VG 95343 T 06 J008 A	1118-1	59.5	44.0	45.0	21.0	133.0	73.0	45.0	40.0	7.0	5.0

MATERIALS AVAILABLE

Reference	Def-Stan Ref	Description
B7	DA	Semi-rigid flame retarded polyolefin
G	DE	Fluid resistant elastomer
J	DB	Flexible polyolefin
H	DF	Flexible limited fire hazard material

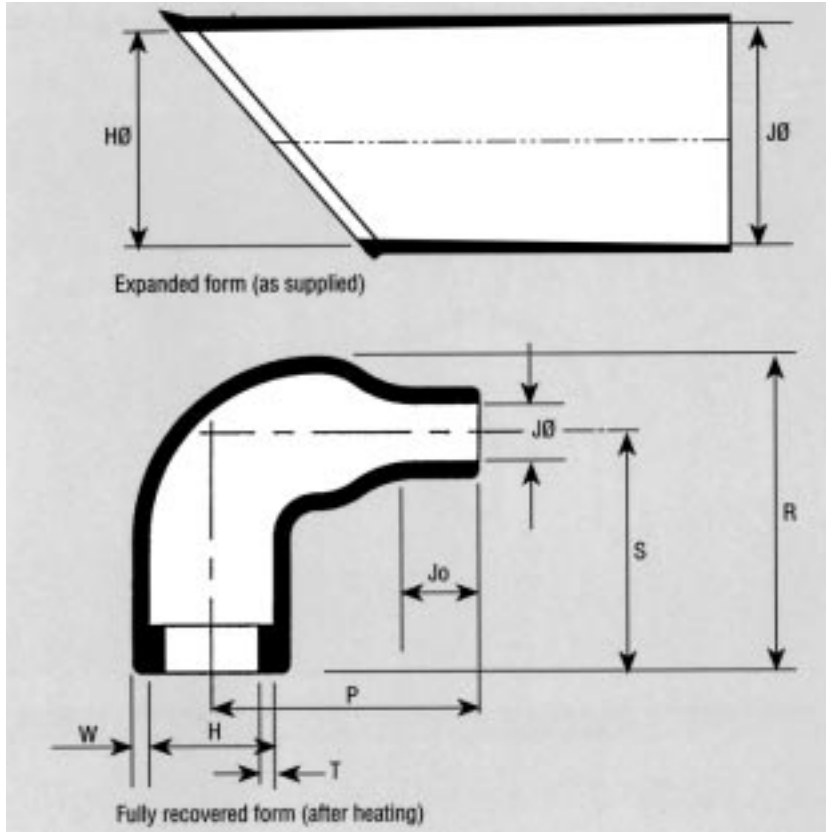
ADHESIVE COATING OPTIONS

Reference	Def-Stan Ref	Description
WM250	WL	General purpose hot melt +80°C
W8	WH	High performance hot melt +105°C

For ordering procedure – refer to page 5

1100 SERIES

RIGHT-ANGLE
SHAPES WITH
RIB – MIL STYLE



This style provides strain relief for harness systems when used in conjunction with a circular grooved adaptor.

Dimensions apply to all materials unless otherwise indicated and are in mm.

Hellermann Part No.	Expanded (Min)		Recovered (Max)		Recovered dimensions fully shrunk					
	H	J	H	J	P ±10%	R ±10%	S ±10%	Jo ±10%	W ±20%	T ±20%
* 1108-4	16.5	16.5	7.9	3.8	17.3	20.1	15.2	4.1	1.0	1.0
* 1106-4	23.3	23.3	10.4	5.6	20.3	22.9	15.2	5.8	1.3	1.0
* 1107-4	28.4	28.4	14.2	6.3	29.8	28.5	21.4	7.1	1.5	1.0
* 1104-4	30.9	30.9	17.8	7.1	35.6	30.5	20.6	8.6	1.8	1.0
* 1103-4	36.0	36.0	22.4	8.4	43.2	35.6	22.9	12.7	1.8	1.0
* 1101-4	42.6	42.6	27.9	9.7	53.3	43.2	27.9	15.7	2.0	1.7
1105-4	51.8	51.8	35.1	15.7	78.7	53.3	33.0	30.5	3.3	1.7
1109-4	66.0	66.0	44.5	20.3	97.5	66.0	41.7	40.6	3.8	2.0

MATERIALS AVAILABLE

Reference	Def-Stan Ref	Description
B7 *	DA	Semi-rigid flame retarded polyolefin
G	DE	Fluid resistant elastomer
J	DB	Flexible polyolefin
H	DF	Flexible limited fire hazard material

ADHESIVE COATING OPTIONS

Reference	Def-Stan Ref	Description
WM250	WL	General purpose hot melt +80°C
W8	WH	High performance hot melt +105°C

For ordering procedure – refer to page 5

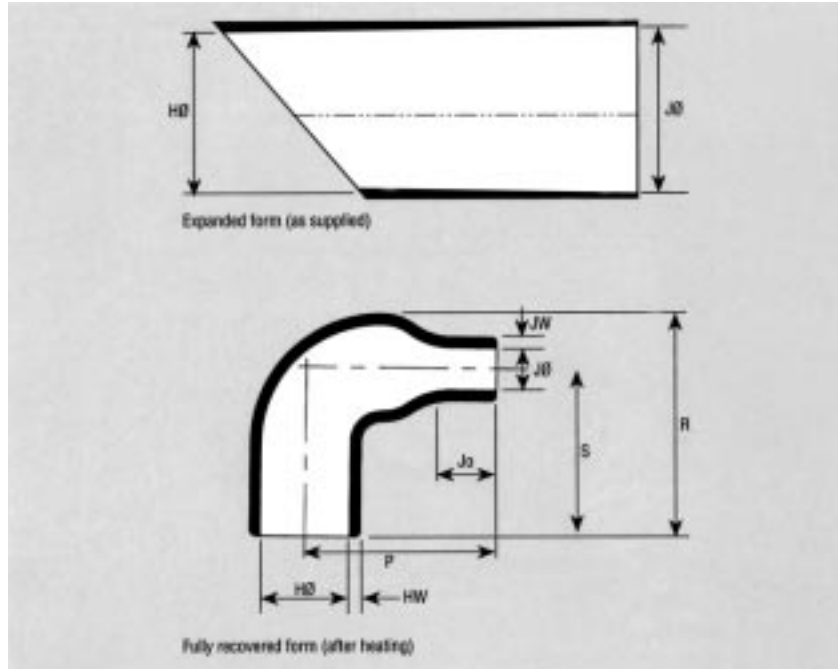
* Standard products and material.

1100 SERIES

RIGHT-ANGLE
SHAPES
WITHOUT RIB



This style provides connector cable strain relief. Can be installed directly onto connector rear thread.



Dimensions apply to all materials unless otherwise indicated and are in mm.

Hellermann Part No.	Expanded (Min)		Recovered (Max)		Recovered dimensions fully shrunk				
	H	J	H	J	P ±10%	R ±10%	S ±10%	Jo ±10%	W ±10%
* 1108-1	16.5	16.5	7.9	3.8	17.3	20.1	15.2	4.1	1.0
* 1108-2	10.6	8.3	7.9	3.8	17.3	20.1	15.2	4.1	1.0
1106-1	23.6	23.6	10.4	5.6	20.3	22.9	15.2	5.8	1.3
1106-2	13.7	11.6	10.4	5.6	20.3	22.9	15.2	5.8	1.3
* 1107-1	28.4	28.4	14.2	6.3	21.4	21.4	18.5	7.1	1.5
* 1107-2	19.3	14.2	14.2	6.3	21.4	21.4	18.5	7.1	1.5
* 1104-1	24.1	15.7	17.8	7.1	35.6	30.5	20.6	8.6	1.8
* 1104-2	31.7	31.7	17.8	7.1	35.6	30.5	20.6	8.6	1.8
* 1103-1	38.1	38.1	22.4	8.4	43.2	35.6	22.9	12.7	1.8
* 1103-2	30.4	19.0	22.4	8.4	43.2	35.6	22.9	12.7	1.8
* 1101-1	43.1	43.1	27.9	9.7	55.3	43.2	27.9	15.7	2.0
* 1101-2	38.1	22.8	27.9	9.7	55.3	43.2	27.9	15.7	2.0
1105-1	52.3	52.3	35.1	15.7	78.8	53.3	33.0	30.5	3.3
1105-2	46.9	35.5	35.1	15.7	78.8	53.3	33.0	30.5	3.3
1109-1	66.0	66.0	44.5	20.3	97.5	66.0	41.7	40.6	3.8
1109-2	59.4	43.7	44.5	20.3	97.5	66.0	41.7	40.6	3.8
1109-3	76.2	76.2	44.5	20.3	97.5	66.0	41.7	40.6	3.8
1110-2	81.2	55.6	57.2	26.7	128.0	79.2	48.3	56.4	4.6

MATERIALS AVAILABLE

Reference	Def-Stan Ref	Description
B7 *	DA	Semi-rigid flame retarded polyolefin
G	DE	Fluid resistant elastomer
J	DB	Flexible polyolefin
H	DF	Flexible limited fire hazard material

ADHESIVE COATING OPTIONS

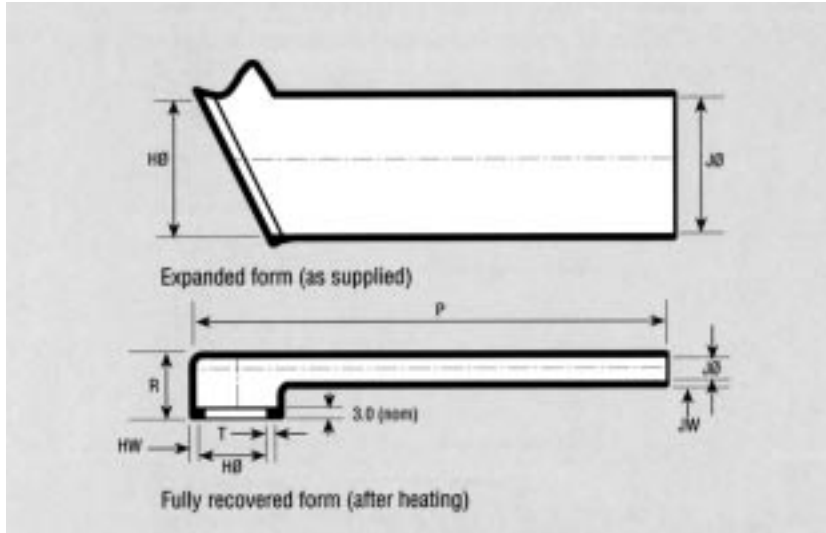
Reference	Def-Stan Ref	Description
WM250	WL	General purpose hot melt +80°C
W8	WH	High performance hot melt +105°C

For ordering procedure – refer to page 5

* Standard products and material.

1100 SERIES

RIGHT-ANGLE
LOW PROFILE SHAPES
WITH RIB-VG/MIL STYLE



This style is typically used on airborne harnesses to achieve low profile, compact strain relief and mechanical protection.

VG shapes according to T07 add 'P' after Hellermann part number.

Dimensions apply to all materials unless otherwise indicated and are in mm.

VG Part No.	Hellermann Part No.	Expanded (Min)		Recovered (Max)		Recovered dimensions fully shrunk				
		H	J	H	J	P ±10%	R ±10%	T ±10%	HW ±20%	JW ±30%
VG95343 T 06F 001	1121-1	22.0	22.0	12.0	6.5	70.0	19.0	1.0	1.5	1.1
VG95343 T 06F 002	* 1122-1	25.5	25.5	15.0	7.5	79.0	20.0	1.0	1.5	1.1
VG95343 T 06F 003	* 1123-1	29.0	29.0	19.0	8.5	89.0	21.0	1.0	1.8	1.1
VG95343 T 06F 004	* 1124-1	34.0	34.0	23.0	10.0	102.0	22.0	1.0	1.8	1.1
VG95343 T 06F 005	* 1125-1	37.0	37.0	30.0	11.0	108.0	24.0	1.7	2.0	1.1
VG95343 T 06F 006	* 1126-1	43.5	43.5	34.0	12.0	121.0	27.0	1.7	2.0	1.1
VG95343 T 06F 007	1127-1	50.0	50.0	41.5	14.5	132.0	30.0	1.7	2.3	1.4
VG95343 T 06F 008	1128-1	62.5	62.5	47.0	18.0	133.0	33.0	2.0	2.5	1.4
VG95343 T 06F 009	1129-1	69.0	69.0	60.0	20.0	137.0	35.5	2.0	2.5	1.4
VG95343 T 06F 010	1141-1	82.0	82.0	67.0	23.0	140.0	45.0	2.0	2.5	1.4
	1121-4	22.3	22.3	10.4	5.8	105.2	18.5	1.0	1.5	1.1
	* 1122-4	25.6	25.6	13.7	6.7	124.0	19.8	1.0	1.5	1.1
	* 1123-4	29.4	29.4	17.2	7.6	146.3	20.8	1.0	1.8	1.1
	* 1124-4	34.0	34.0	20.9	8.8	172.2	21.8	1.0	1.8	1.1
	* 1125-4	37.3	37.3	26.9	9.5	185.2	24.4	1.7	2.0	1.1
	1125-2	41.2	41.2	26.9	9.5	82.0	24.4	1.7	2.0	1.1
	* 1126-4	43.7	43.7	31.1	11.1	213.6	27.4	1.7	2.0	1.1
	1127-4	50.0	50.0	37.6	13.0	224.5	29.5	1.7	2.3	1.4
	1127-3	50.0	50.0	37.6	13.0	65.0	29.5	1.7	2.3	1.4
	1128-4	62.7	62.7	42.9	17.5	227.3	33.0	2.0	2.5	1.4
	1129-4	69.3	69.3	54.5	17.9	233.4	35.1	2.0	2.5	1.4
	1141-4	81.8	81.8	61.3	20.9	237.0	44.5	2.0	2.5	1.4

MATERIALS AVAILABLE		
Reference	Def-Stan Ref	Description
B7 *	DA	Semi-rigid flame retarded polyolefin
G *	DE	Fluid resistant elastomer
J	DB	Flexible polyolefin

ADHESIVE COATING OPTIONS		
Reference	Def-Stan Ref	Description
WM250	WL	General purpose hot melt +80°C
W8	WH	High performance hot melt +105°C

For ordering procedure – refer to page 5

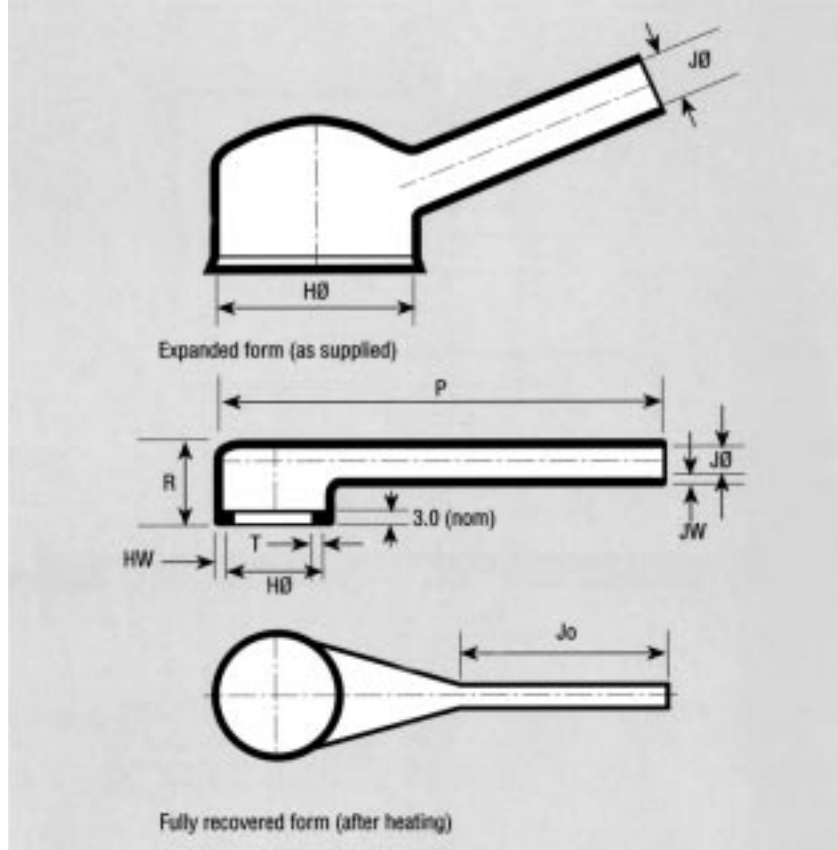
* Standard products and materials.

1100 SERIES

RIGHT-ANGLE SHAPES
LOW PROFILE HIGH RATIO
WITH RIB-VG STYLE



This style provides connector cable strain relief. Used in applications of partially loaded connectors with small cable diameters.



Dimensions apply to all materials unless otherwise indicated and are in mm.

VG Part No.	Hellermann Part No.	Expanded (Min)		Recovered (Max)		Recovered dimensions fully shrunk					
		H	J	H	J	P ±10%	R ±10%	Jo ±10%	T ±10%	HW ±20%	JW ±20%
VG95343 T 06F 011 A	1133-1	19.0	6.0	13.0	2.0	45.0	16.0	22.0	1.0	1.5	1.1
—	1133-2	19.3	6.4	13.0	2.0	30.0	16.3	1.0	3.0	1.5	1.1
VG95343 T 06F 012 A	1134-1	26.0	7.5	19.0	2.5	67.0	18.0	29.0	1.0	1.8	1.1
VG95343 T 06F 013 A	1135-1	34.0	9.5	26.0	3.0	81.0	19.0	35.5	1.0	1.8	1.1
—	1135-2	34.2	9.6	26.0	3.0	55.1	18.8	1.0	3.0	1.8	1.1
VG95343 T 06F 014 A	1136-1	43.5	11.5	34.0	3.5	116.0	21.0	47.0	1.7	1.8	1.1

MATERIALS AVAILABLE

Reference	Def-Stan Ref	Description
B7	DA	Semi-rigid flame retarded polyolefin
G	DE	Fluid resistant elastomer
J	DB	Flexible polyolefin
H	DF	Flexible limited fire hazard material

ADHESIVE COATING OPTIONS

Reference	Def-Stan Ref	Description
WM250	WL	General purpose hot melt +80°C
W8	WH	High performance hot melt +105°C

For ordering procedure – refer to page 5