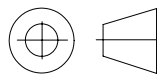


DRAWING NO. P1994

3RD ANGLE PROJECTION

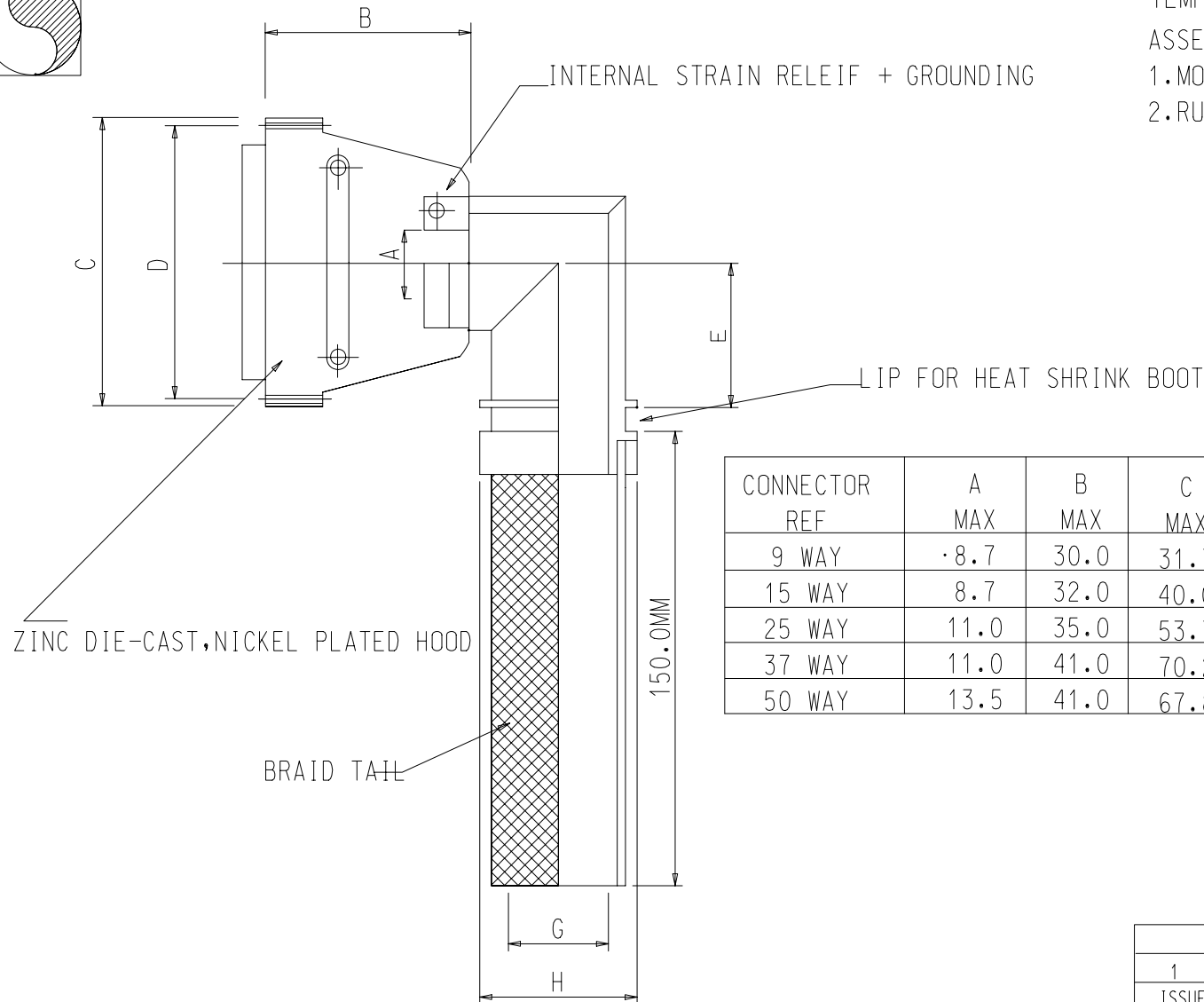
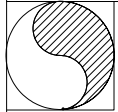


REMOVE ALL SHARP EDGES AND BURRS

TEMPERATURE RANGE 60 DEG C - 250 DEG C

ASSEMBLY INCLUDES:-

- 1.MOUNTING SCREWS
- 2.RUBBER BUSHING



| OPTIONAL ENTRY | G MAX | H MAX |
|----------------|-------|-------|
| 03             | 4.77  | 13.1  |
| 04             | 6.35  | 13.1  |
| 05             | 7.92  | 13.1  |
| 06             | 9.52  | 17.9  |
| 07             | 11.10 | 17.9  |
| 08             | 12.70 | 17.9  |
| 09             | 14.27 | 17.9  |
| 10             | 15.88 | 24.2  |
| 11             | 17.47 | 24.2  |
| 12             | 19.05 | 24.2  |
| 13             | 20.62 | 24.2  |
| 14             | 22.23 | 30.6  |
| 15             | 23.82 | 30.6  |
| 16             | 25.40 | 30.6  |

| CONNECTOR REF | A MAX | B MAX | C MAX | D    | E MAX |
|---------------|-------|-------|-------|------|-------|
| 9 WAY         | 8.7   | 30.0  | 31.7  | 25.0 | 29.0  |
| 15 WAY        | 8.7   | 32.0  | 40.0  | 33.3 | 33.0  |
| 25 WAY        | 11.0  | 35.0  | 53.7  | 47.0 | 40.0  |
| 37 WAY        | 11.0  | 41.0  | 70.2  | 63.5 | 48.0  |
| 50 WAY        | 13.5  | 41.0  | 67.8  | 61.1 | 47.0  |

100P667-25-11-1-ZB

SERIES \_\_\_\_\_  
 SHELL SIZE \_\_\_\_\_  
 OPTIONAL ENTRY \_\_\_\_\_  
 MATERIAL \_\_\_\_\_  
 PLATING \_\_\_\_\_

| ISSUE | DESCRIPTION | DATE     | APPROVED |
|-------|-------------|----------|----------|
| 1     | FIRST ISSUE | 26.11.97 | D.C.P.   |

|            |                  |          |
|------------|------------------|----------|
| DRAWN      | A.D.P.           | 26.11.97 |
| CHECKED    |                  |          |
| APPROVED 1 |                  |          |
| APPROVED 2 |                  |          |
| APPROVED 3 |                  |          |
| PROJECT    |                  |          |
| PART NO.   | 100P667-***-1-ZB |          |

MATERIAL  
SEE  
DATA  
SHEET

|                                                               |        |
|---------------------------------------------------------------|--------|
| UNLESS OTHERWISE SPECIFIED:-<br>ALL DIMENSIONS IN MILLIMETRES |        |
| TOLERANCE ON DIMENSIONS +/-0.1                                |        |
| TOLERANCE ON ANGLES +/-1 DEG                                  |        |
| WEIGHT                                                        |        |
| SCALE                                                         | N.T.S. |

DO NOT SCALE THIS DRAWING  
 THIS DRAWING IS COPYRIGHT, AND THE PROPERTY OF POLAMCO LTD. IT MUST NOT BE COPIED, USED FOR MANUFACTURE OR OTHERWISE DISCLOSED, WITHOUT PRIOR WRITTEN CONSENT OF THE COMPANY.

**POLAMCO LTD.**  
 WESTON LOCK LOWER BRISTOL ROAD BATH  
 TITLE SPLIT METAL HOOD WITH 90 DEGREE MAGNA-FORM BRAID TAIL

PART NO. 100P667-\*\*\*-1-ZB  
 ASSY USED ON "D" STYLE CONNECTORS  
 DRAWING NO. P1994