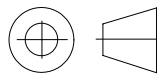
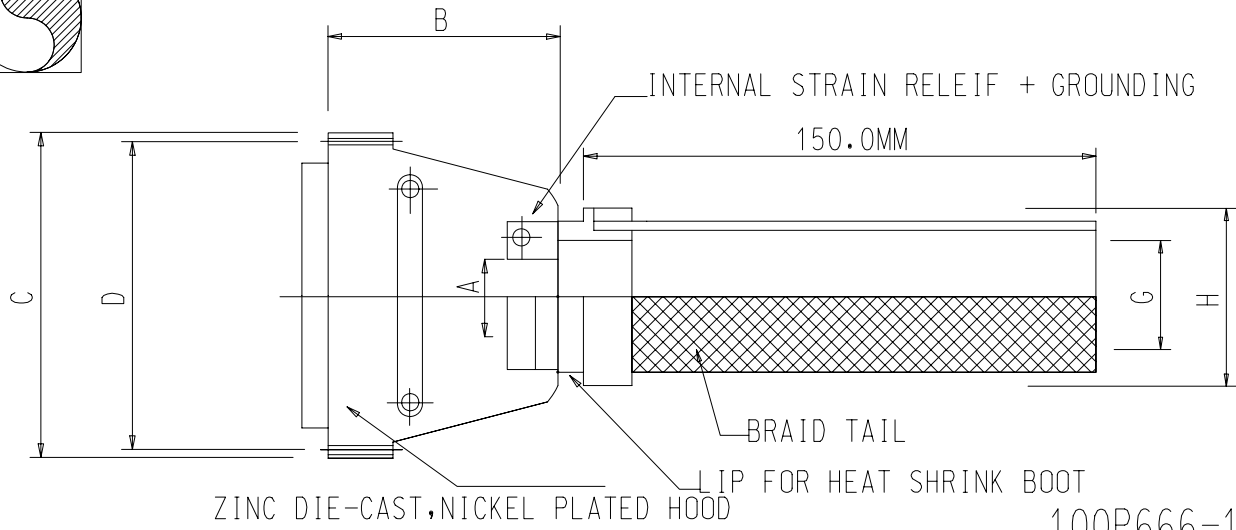
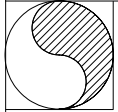


DRAWING NO. P1993

3RD ANGLE PROJECTION



REMOVE ALL SHARP EDGES AND BURRS



CONNECTOR REF	A MAX	B MAX	C MAX	D
9 WAY	8.7	30.0	31.7	25.0
15 WAY	8.7	32.0	40.0	33.3
25 WAY	11.0	35.0	53.7	47.0
37 WAY	11.0	41.0	70.2	63.5
50 WAY	13.5	41.0	67.8	61.1

100P666-15-08-1-ZB

SERIES _____
 SHELL SIZE _____
 OPTIONAL ENTRY _____
 MATERIAL _____
 PLATING _____

OPTIONAL ENTRY	G MAX	H MAX
03	4.77	13.1
04	6.35	13.1
05	7.92	13.1
06	9.52	17.9
07	11.10	17.9
08	12.70	17.9
09	14.27	17.9
10	15.88	24.2
11	17.47	24.2
12	19.05	24.2
13	20.62	24.2
14	22.23	30.6
15	23.82	30.6
16	25.40	30.6

TEMPERATURE RANGE 60 DEG C - 250 DEG C

ASSEMBLY INCLUDES:-

- 1. MOUNTING SCREWS
- 2. RUBBER BUSHING

1	FIRST ISSUE	26.11.97	D.C.P.
ISSUE	DESCRIPTION	DATE	APPROVED

DRAWN	A.D.P.	26.11.97	MATERIAL SEE DATA SHEET	UNLESS OTHERWISE SPECIFIED:- ALL DIMENSIONS IN MILLIMETRES TOLERANCE ON DIMENSIONS +/-0.1 TOLERANCE ON ANGLES +/-1 DEG	DO NOT SCALE THIS DRAWING THIS DRAWING IS COPYRIGHT, AND THE PROPERTY OF POLAMCO LTD. IT MUST NOT BE COPIED, USED FOR MANUFACTURE OR OTHERWISE DISCLOSED, WITHOUT PRIOR WRITTEN CONSENT OF THE COMPANY.	POLAMCO LTD. WESTON LOCK LOWER BRISTOL ROAD BATH	PART NO.	100P666-**-**-1-ZB
CHECKED							ASSY USED ON	"D" STYLE CONNECTORS
APPROVED 1							DRAWING NO.	P1993
APPROVED 2								
APPROVED 3								
PROJECT				WEIGHT				
PART NO.	100P666-**-**-1-ZB			SCALE	N.T.S.			