

96 Series

Strain Relief Adaptor

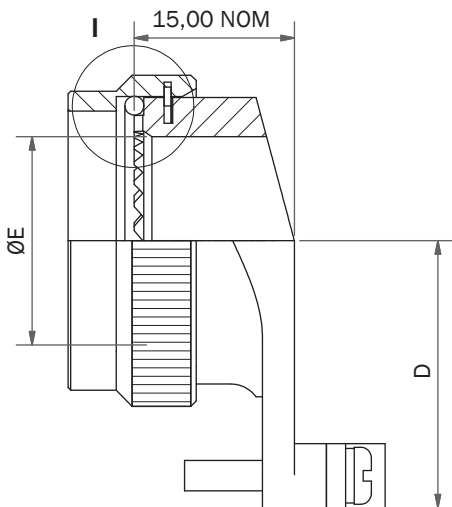
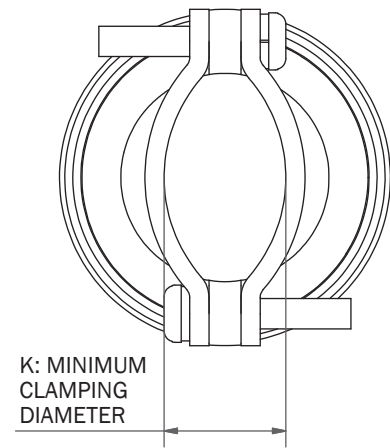
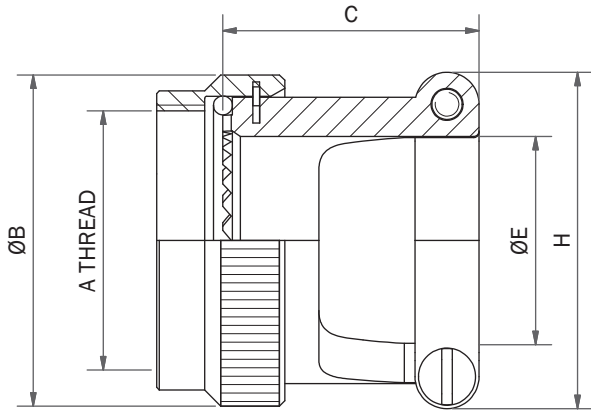
Interface H

To fit typical connector: MIL-DTL-38999 SERIES III & IV

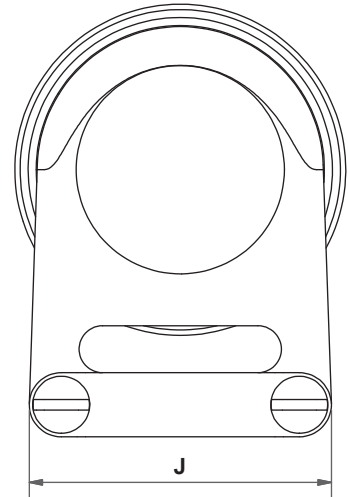


Interconnect Solutions Worldwide

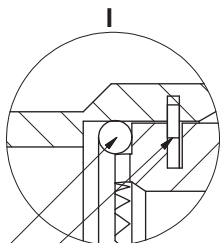
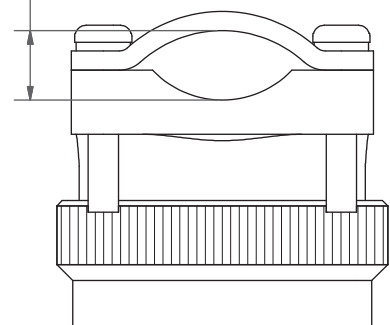
ANGLE 1



ANGLE 3



M: MINIMUM CLAMPING DIAMETER



CIRCLIP
SILICONE O RING

NOTE
FASTENERS MATERIAL (STAINLESS STEEL)

O RING MATERIAL APPLY FOR ALUMINIUM ONLY. FOR OTHER MATERIALS CONSULT FACTORY
PART NUMBER AND BATCH CODE WILL BE MARKED ON THE ASSEMBLY UNLESS OTHERWISE SPECIFIED

Tel: +44 (0)845 017 1545

96 Series

Strain Relief Adaptor

Interface H

To fit typical connector: MIL-DTL-38999 SERIES III & IV



Interconnect Solutions Worldwide

EXAMPLE PART NUMBER: 96H1-17-1-C	
96 =	POLAMCO SERIES
H =	CONNECTOR INTERFACE (MIL-DTL-38999 SERIES III & IV)
1 =	ANGLE - 1 = STRAIGHT 3 = 90°
17 =	SHELL SIZE (TABLE 1)
1 =	MATERIAL (ALUMINIUM ALLOY)
C =	PLATING: CLICK TO SEE OPTIONS

TABLE 1									
SHELL SIZE	A THREAD	B MAX	C MAX	D MAX	E MIN	H MAX	J MAX	K +/-0,5 CLAMPING DIAMETER	M +/-0,5 CLAMPING DIAMETER
09	M12 x 1.0	18,0	21,5	20,4	6,7	19,0	20,6	5,7	5,2
11	M15 x 1.0	21,0	21,5	21,4	10,1	22,2	22,2	6,9	5,2
13	M18 x 1.0	24,5	23,5	22,4	13,0	25,2	23,7	8,5	5,6
15	M22 x 1.0	27,5	23,5	23,4	16,1	28,5	26,9	10,4	6,4
17	M25 x 1.0	31,0	24,5	25,4	19,3	31,7	28,5	11,4	6,5
19	M28 x 1.0	34,0	27,5	27,9	21,8	34,9	31,7	14,9	7,0
21	M31 x 1.0	37,0	34,5	31,9	25,2	38,0	34,9	16,8	8,5
23	M34 x 1.0	40,0	37,5	35,4	28,1	42,8	38,0	23,9	9,4
25	M37 x 1.0	43,5	37,5	36,4	31,3	46,0	38,0	22,8	9,4